





Machines and accessories for measuring, rewinding, cutting and storing cables







**More than 40 years of experience measuring and winding cable**

- 1920 Founding of German TEUSCHER METER company, specialist in measuring and cable winding..
- 1960 The German Group BRACHT purchases TEUSCHER METER and renames the company to TEMETER
- 1970 TEMETER decided to move the manufacture of machinery to Spain to reduce costs, and they founded TEMETER IBERICA in Badalona – Spain, currently LOIMEX.
- 1975 Since the oil crisis, the German Group BRACHT sold TEMETER to SELVE company in Germany, renaming the company to SELVE-TEMETER. TEMETER IBERICA becomes independent and continues to produce machines for the German market.
- 1985 Company moves to Premià de Dalt—Barcelona and renames the company name to LOIMEX.
- 1999 First certification of the company to ISO 9001
- 2003 SELVE-TEMETER in Germany is sold to VETTER-KABEL in Lottsttotten—Germany
- 2010 Machinery exports exceeds the domestic sales.

**Worldwide contact**



**Europa / Europe**  
**Vetter Gmbh**  
 Germany  
 Tel. +49 7745/9293-0  
 Fax +49 7745/9293-499  
[www.vetter-kabel.de](http://www.vetter-kabel.de)



**Costa Rica / Panamá**  
**Energía Eficiente, S.A.**  
 San José-Costa Rica  
 Tel. (506) 2256-0686  
 Fax (506) 2256-0787



**Chile**  
**Emaresa**  
 Santiago de Chile  
 Tel. (56-2) 460 2000  
 Fax (56-2) 460 2100  
[www.emaresa.cl](http://www.emaresa.cl)



**Emiratos Árabes**  
**Orientalis**  
 United Arab Emirates  
 Tel: +971-6-5734771  
 Fax: +971-6-5734788  
 E-mail: info@orientals.ae



**Perú y Argentina**  
**Geyer Kabel Peru SAC**  
 Perú  
 Tel. (51-2) 2121045  
 Fax (51-2) 441 0965  
[www.geyer-kabel.com](http://www.geyer-kabel.com)



**Portugal**  
**MC PEREIRA, LDA.**  
 Tel. : (351) 917 786 501  
 Fax. : (351) 212 765 737  
 E-mail : geral@mcperreira.mail.pt



**India**  
**Summit Engg. Tech. Pvt. Ltd.**  
 Tel. : (91) 22-27792776  
 Fax. : (91) 22-27790819  
 E-mail : summit2@vsnl.com

## Hand held cable measurer



**H11 - ( Ø 5 - 21 mm. )**



**H12 - ( Ø 5 - 50 mm. )**

**Range of application:**

- **H11** for cables from 5-21 mm
- **H11/S** for wire rope and for cables from 5-12 mm and for cables from 5-21 mm
- **H12** for cables from 5-50 mm
- **H12/S** for wire rope and for cables from 5-22 mm and for cables from 5-50 mm
- **H12/CP** for flat cables max. 90 mm

Housing and pressure stirrup made of aluminum, painted in blue (RAL 5010). Steel measuring wheel 20 cm in circumference, knurled surface. Measuring wheel of model /S made of hardened steel.


Roller counter with continuous indication of the measuring results. Measuring range 999,99 m., zeroing via pressure lever. Accuracy  $\pm 0,5 \%$

**Operation:**


After the counter has been set to zero, the cable should be pulled through evenly in a straight line until the required length has been obtained.

Hand operated measuring device can not be officially calibrated.

## Cable measurer device



**MH30 - ( Ø 3 - 30 mm. )**



**Features:**

- Cables and similar materials from **3 to 30** mm. diameter.
- Steel housing, aluminum measuring wheel circumference of 500 mm., with ball bearings.
- Steel pressure roller with bearings and spring traction. Actuated by lever through rack.
- Two horizontal guide rollers and four vertical ones at the input. Two horizontal guide rollers and two vertical ones at the output of the measuring device. Enclosed guide conduit for tangential passage of the material to be measured.
- Roller counter with continuous indication of the measuring results. Measuring range 999,99 m., zeroing via pressure lever. Additionally it can be equipped with a digital encoder.
- Accuracy  $\pm 0,5 \%$
- Measures; length 560 mm., depth = 220 mm. and height 250 mm.
- Weight 10,5 Kg.

Measuring devices	H11	H11/S	H12	H12/S	H12/CP	MH30
Cable Ø mm.	5 - 21	5 - 21	5 - 50	5 - 50	5 - 50	1 - 30
Steel cable Ø mm.	-	5 - 12	-	5 - 22	-	-
Flat cable width mm.	-	-	-	-	90	-
Dimensions mm.	295x160x65	295x160x65	330x215x75	330x215x75	330x215x75	560x260x220
Weight kg.	1,10	1,12	1,92	1,92	1,92	13



## Cable and wire measurer device - type M & M/S

**Range of application:**

The cable and wire measuring devices can be used in a fixed position or together with machines for reeling and coiling cables. The guide rollers are installed so as to permit material to be fed from reel jacks. The devices are constructed for heavy industry production. The most important parts are fixed safe inside of the measuring device.

Optional **/GR**; Measurer with graduated springs for measuring fiber optic cable.

The **M60CP** measurer device is for measuring flat cable with a maximum wide of 100 mm.

**Operation:**

The material is drawn between the guide rollers to the start position whereby the pressure roll is raised by a lever. After setting the counter to zero the required amount of cable is drawn through and cut off at the start position.

**Calibration:**

The cable and wire measuring devices are approved by the Federal Physical and Technical Institute for official calibration ( PTB ) for the whole measuring range. They can thus be used in calibrated service, i.e. for determining sales and other outputs.

**Measuring accuracy:**

Due to the big perimeter of 1,00 m., the measuring accuracy of these devices are  $\pm 0,2 \%$


**Electronic measuring:**

As an accessory these devices can be equipped with electronic incremental encoder which supplies the data to a digital counter with the possibility of preselection of length and progressive or degressive speed.

**Measuring speed:** max. 70 m. / min.



**M20 & M20/S**



**M40 & M40/S**



**M60 & M60/S**




**M80 & M80/S**

Measuring devices	M20	M20/S	M40	M40/S	M60	M60/S	M60CP	M80	M80/S
Cable Ø mm.	1-20	1-20	3-40	3-40	10-60	10-60	-	20-80	20-80
Steel cable Ø mm.	-	1-8	-	1-22	-	3-32	-	-	5-55
Flat cable	-	-	-	-	-	-	100mm.	-	-
Accuracy	0,2%	0,2%	0,2%	0,2%	0,2%	0,2%	0,2%	0,2%	0,2%
Length mm.	360	360	550	550	700	700	700	870	870
Width mm.	280	280	300	300	360	360	400	395	395
Height mm.	400	400	420	420	600	600	600	670	670
Weight kg.	13	13	28	28	52	52	60	80	80

## Measuring devices for twisted and rounded cables - type MTR



Sample of twisted cable



MTR50

**Range of application:**

The cable and wire measuring devices can be used in a fixed position or together with machines for reeling and coiling cables. The guide rollers are installed so as to permit material to be fed from reel jacks. The devices are constructed for heavy industry production. The most important parts are fixed safe inside of the measuring device.

**Operation:**

The material is drawn between the guide rollers to the start position whereby the pressure roll is raised by a lever. After setting the counter to zero the required amount of cable is drawn through and cut off at the start position.

**Measuring accuracy:**

Two lower fixed wheels- one serves as a measuring wheel- with different intermediate rollers and two upper moving wheels, joined together by a special belt. The measuring accuracy are  $\pm 0,2 \%$  for round cable and  $\pm 0,4 \%$  for twisted cables.

**Electronic measuring:**


As an accessory these devices can be equipped with electronic incremental encoder which supplies the data to a digital counter with the possibility of preselection of length and progressive or degressive speed.

**Dragging:**


The measurer type MTR50/AR has been designed for dragging and measuring round cable. Optionally it can have a pneumatic cutter with programmed length and sequences.

Maximum dragging speed: 40 meters/minute

**Measuring speed:** max. 70 m. / min.



MTR70



MTR100



MTR50/AR

Measuring devices	MTR50	MTR70	MTR100	MTR50/AR
Cable Ø mm.	4 - 50	5 - 70	10 - 100	4 - 50
Twisted cable mm.	500	700	950	500
Length mm.	800	1.070	1.400	1.350
Width mm ( counter incl. )	300	360	395	800
Height mm.	670	670	810	1.450
<b>Dragging drive</b>	-	-	-	X
Power				1.1 kW (1.5HP)
Speed				8-40 mts/min
<b>Weight kg.</b>	65	90	125	205

## Cable coiling and measuring device - type R41

**Range of application:**

- in the winding material store at distributors.
- winding and measuring out of storing systems

**Structure:**

Sturdy frame for stationary mounting, with heavy base plate and transport rollers. Coiling shaft mounted in double ball bearings.

**Capacity:**

Collapsible coiling device RD30H, Optionally with width regulated.

**Maximum capacity:** 150 kg.

**Optional:**

- Type R41H with measurer type H12 directly attached to the R41 machine.
- Optionally motorized type R42 driven by foot pedal.



**R41H**

## Cable coiling and measuring device - type D

**Range of application:**

- in the winding material store at distributors and industrial plants.
- winding and measuring out of storing systems

**Range of use:**


- D11H- Cables and similar materials of  $\varnothing$  5 - 16 mm.
- D16H- Cables and similar materials of  $\varnothing$  1 - 16 mm.
- D16MH - With MH30 measurer; cables and similar materials of  $\varnothing$  1 - 16 mm.

**Standard version:**

- Exact length measuring on D16H and D16MH( prepared for calibration ).
- Unwinding device, model A20, consisting of support plate  $\varnothing$  500 mm. with plug-in cone  $\varnothing$  60:200 mm., 350 mm. high, pedestal base.
- Coiling device, model R20, with conical wooden core and 4 serving grooves.  $\varnothing$  150 mm. and width of 90 mm.

**Optional:**

- Base union with feet for D11H, D16H and D16MH types.



**D11H**



**D16H**



**D16**

Technical features	D11H	D16H	D16
Cable measurer	H12	M20 / MH30	M20 / MH30
Frequency converter	-	-	X
Power kW ( HP )	-	-	0.75 (1)
Voltage	-	-	230V/50 Hz
Torque	-	-	129 Nm
Feet	Optionnel	Optionnel	Optionnel
Dimensions Length x Width x Height mm	700 x 300 x 500	1.070 x 360 x 670	1.680 x 760 x 700
Weight	56 kg.	90 kg.	125 kg.



## Hydraulic jacks - type GH

Hydraulic jack, completely made of steel, for reels with diameters from 600 to 3.000 mm and a maximum weight of 10.000 kg. With axle holding mechanism, adjustable in height to place it level with the reel hole. Lifting of reel by hydraulic jack actuated by pedal. With wheels and handle-bar for easy transporting.

Types	GH 1500	GH 2000	GH 2500	GH 3000
Ø max. mm.	600-1.500	700 - 2.000	800 - 2.500	800 - 3.000
Max. kg.	1.500	3.000	5.000	10.000
Dimensions mm.	900x500x300	1.100x540x470	1.330x540x470	1.600x650x550
Kg.	26	56	63	78



## Mechanical jack - Cog rail - type GCR

Mechanical jack constructed completely in steel, for reels from 700 to 3.000 mm Ø and maximum weight of 10.000 kg. With a fixed axle holder devices and another height-variable axle holder to situate it at the level of the hole in the reel. Elevation of the reel is by means of a cog rail and safety handle.

Types	GCR 1800	GCR 2600	GCR 3000	GCR3000/10
Ø max. mm.	400-1.800	700 - 2.600	700 - 3.000	800 - 3.000
Max. kg.	1.500	3.000	5.000	10.000
Dimensions mm.	740x500x400	1.125x640x500	1.300x500x400	1.550x640x500
Kg.	30	64	70	85



## Mechanical jack - Spindel - type GM

Mechanical jack for reels, tripod type, completely of steel, on a base plate with moveable axle-holding mechanism and manual bearings. Lifting of reels by means of a lever.

Types	GM 1100	GM 1400	GM 2200
Ø max. mm.	700 - 1.100	1.000 - 1.400	1.400 - 2.200
Max. kg.	2.000	3.000	5.000
Dimensions mm.	400x400x300	500x600x400	650x700x500
Kg.	11	15	30



## Cable reel wind-off rollers

The rollers helps to unwind cable reels. Made of galvanized steel. With 2 adjustable aluminum rollers.

Types	Ø min.	Ø max.	Capacity Kg.	Dimensions	Kg.
<b>GMR 800</b>	200 mm.	800 mm.	200	590x120x152	9,5
<b>GRR 1200</b>	300 mm.	1.200 mm.	1.000	1.000x220x140	7
<b>GRL 1800</b>	500 mm.	1.800 mm.	700 ( 1.500 )	1206x276x195	17
<b>GRP 300</b>	-	330 mm.	140	550x530x100	8,3
<b>GRP 600</b>	-	670 mm.	200	710x530x100	10



## Horizontal unwinding

Unwinding device Type PDV, for unwinding reels horizontally from Ø 1.000mm. to up to 2.500mm. with a maximum weight of 4.000Kg.

Useful to extract cable from a damaged reel.

The loading and unloading of the reel can be done with a forklift and also to move the entire set in the same way.



## Measure and wind cable in coils and small drums - type D & DTR

A compact machine for making coils and winding reels with flexible or semi-rigid electric cable . A light-weight, agile and compact design for reducing moving times, with quick and precise mechanisms for shortening preparation times and with high-speed coiling.

### Standard version D:


- Sturdy frame construction with steering wheels.
- Platform to place measurers type M, M/S and MTR.
- Mechanical counter type M410.
- Coiler **RD30**, for more info see page 10.
- Small drums of 800 Ø and maximum 250 width.
- Gentle start, infinitely adjustable, frequency controlled drive.
- Safety cage with automatic switch-off following CE securities directive.

### Standard version DTR:

- Sturdy frame construction with steering wheels.
- Collapsible coiling device type **RD80 or RD100**.
- Lifting and lowering:
  - DTR** by hydraulic jack actuated by pedal.
  - DTR-HE** by Electro Hydraulic group.
- Manually opening and closing of the center sleeves.
- Safety cage with automatic switch-off following CE securities directive.

### Accessories:

- For use with measurers type MH30,M & MTR.
- Digital counter with preselection.
- Attachable unwinding device , type **DA40**, Support cross 700 mm Ø. 4 mandrels, adjustable from 120 to 650 mm Ø and 250 mm high.
- Automatic cable laying device.
- Manual cable cutter type **S35SB**.
- **D30/2C** with two heading coiler for handling one coil while the other head is coiling the cable. Optionally vertical or horizontal.



**D30H**



**D30**



**DTR100**

Technical features	D30H	D30	DTR80	DTR100
Measurer	M20 - MH30 - <b>M40</b> - M/S		<b>M40</b> - M60 - M/S - MTR50	
Coiler device	<b>RD30H</b>	<b>RD30</b>	<b>RD80</b>	<b>RD100</b>
Dimensions	800 Ø mm exterior / cone 350 - 420 Ø mm			
Length mm	200	Adjustable at 200 - 150 - 120 - 90 mm. ( max weight 150 kg )		
Drums Ø min. - max. ( axe ) mm	-	200- <b>800</b> (35)	600- <b>900</b> mm (50)	600- <b>1.000</b> mm (60)
Length mm ( max weight kg. )	-	250 ( <b>200 kg</b> )	600 ( <b>400 kg</b> )	710 ( <b>800 kg</b> )
Speed frequency converter	Manual	X	X	X
Power kW ( HP )	-	0,75 ( 1 )	1,1 ( 1,5 )	1,5 ( 2 )
Speed ( tr.min )	-	<b>15-80</b>		
Tension ( V / Hz )	-	230V/50 Hz		
Protection	-	1 x 16 A ( 3 x 16A+ N pour la hydraulic )		
Torque	-	129 Nm	198 Nm	270 Nm
Elevation	Fixed	Fixed	<b>Pedaled</b> /Hydraulic	<b>Pedaled</b> /Hydraulic
Dimensions Length x Width x Height mm	1.560x760x1300	1.560x760x1.300	1.590x1.400x1.950	1.800x1.700x1.950
Weight kg ( Normal - Hydraulic )	120 / -	190 / -	350 / 450	400 / 500

## Cable winding machines - type TR

These combined reeling-coiling machines allow one single operator to rewind cable from the factory wound reels stored in reel racks or from reel-carrying hydraulic or mechanical jacks to empty reels, and also to make coils with an additional coiling attachment.

### Use

These machines, according to the version, can make coils and fill reels from 500 to 1400 mm in diameter and with a maximum weight of 2000 kg with nearly all type of cable up to 80 mm in diameter.

### Construction

Consists of four main parts: Base frame, bridge, security cage and tillable spool bearing system. Completely of steel to form a compact, very sturdy unit.

### Lifting of the reel/coiling attachment

Mechanically by means of threaded spindle at the rear of the machine or hydraulically when hydraulic drive of the machine is requested, both cause the reel bearing arms to tilt.

### Cable distribution system

Transversal guides in the upper portion of the bridge: with needle bearing tray for meter mounting. Two arms to the tray make it possible to shift the meter laterally to obtain a perfect distribution of the cable on the reel or the additional coiling attachment.

### Accessories:

- Measuring devices MH30, M, M/S and MTR type.
- Digital counter with preselection.
- Coiler device RT types
- Automatic cable laying device.
- Hydraulic system for elevation, wheels, sleeves and cable cutters.
- Manual cable cutter type S35 and S35SB.
- Fixed and motorized wheels.



Technical features	TR100	TR125	TR145
Measurer	MH30, M, M/S	M, M/S, MTR	M, M/S, MTR
Drums Ø min. - max. mm	600 - 1100	600 - 1250	600 - 1400
Large mm ( max weight kg. )	275 - 780 ( 800 kg )	350 - 850 ( 1000 kg )	450 - 930 ( 1500 kg )
<b>Speed frequency converter</b>			
Power kW ( HP )	1.1 kW (1.5)	1.5 kW (2)	2.2 kW (3)
Speed ( tr.min )	<b>15-80 tr/min</b>	<b>15-80 tr/min</b>	<b>15-80 tr/min</b>
Tension ( V / Hz )	230 V / 50 Hz	230 V / 50 Hz	230 V / 50 Hz
Protection	1 x 16 A	1 x 20 A	1 x 25 A
Torque	<b>315 Nm</b>	<b>338 Nm</b>	<b>475 Nm</b>
<b>Dimensions ( L+W+H)</b>			
Protection close	1.400x1.770x745	1.570x2.370x830	1.660x2.640x830
Protection open	1.400x1.300x1.800	1.570x1.700x1.885	1.660x1.900x1.900
<b>Weight</b> without measurer	200 kg.	400 kg.	500 kg.

## Cable winding machines - tyoe TR - HE

These combined reeling-coiling machines allow one single operator to rewind cable from the factory wound reels stored in reel racks or from reel-carrying hydraulic or mechanical jacks to empty reels, and also to make coils with an additional coiling attachment.

### Use

These machines, according to the version, can make coils and fill reels from 600 to 2500 mm in diameter and with a maximum weight of 4000 kg with nearly all type of cable up to 100 mm in diameter.

### Construction


Consists of four main parts: Base frame, bridge, security cage and tiltable spool bearing system. Completely of steal to form a compact, very sturdy unit.

### Installation of the reel

Between shafts, which have widths adjustable between 275-1300 mm, located on the machine arms on 1200:60 mm cones equipped with ball bearings. Pull system in right arm with bolt adjustable in its distance from the pull hole of the reel

### Accessories:

- Measuring devices M, M/S and MTR type.
- Digital counter with preselection.
- Coiler device RT types, see page 12 for more info.
- Automatic cable laying device.
- Hydraulic system for wheels and cutters.
- Hydraulic motorized wheels.
- Manual or hydraulic cable cutter.



Technical features	TR125 HE	TR145 HE	TR165 HE	TR200 HE	TR250 HE
Measurer	M, M/S, MTR				
Drums Ø min. - max. mm	600 - <b>1250</b>	700 - <b>1400</b>	700 - <b>1600</b>	700 - <b>2000</b>	700 - <b>2500</b>
Large mm ( max kg. )	350-850 ( <b>1000</b> )	450-930 ( <b>1500</b> )	450-1150 ( <b>2000</b> )	400-1150 ( <b>3000</b> )	500-1300 ( <b>4000</b> )
<b>Frequency converter</b>					
Power kW ( HP )	1,5 kW (2)	2,2 kW (3)	3,0 kW (4)	5,5 kW (7.5)	7,5 kW (10)
Speed ( tr.min )	<b>15-80</b> tr/min	<b>15-80</b> tr/min	<b>15-80</b> tr/min	<b>10-60</b> tr/min	<b>7-50</b> tr/min
Tension ( V / Hz )	400 V/50 Hz	400 V/50 Hz	400 V/50 Hz	400 V/50 Hz	400 V/50 Hz
Protection	3 x 16 A + N	3 x 20 A + N	3 x 20 A + N	3 x 32 A + N	3 x 32 A + N
Torque	<b>338 Nm</b>	<b>475 Nm</b>	<b>637 Nm</b>	<b>1.208 Nm</b>	<b>2.204 Nm</b>
<b>Dimensions ( L+W+H)</b>					
Protection close mm.	1570	1660	2100	2400	2550
Protection open mm.	830/885	830/885	1150/2200	1885/2100	2200/2425
<b>Weight</b> without measurer	400 kg.	500 kg.	750 kg.	1000 kg.	1250 kg.



## Measure and wind cable in drums - Semiautomatic - type TR 6

These combined reeling-coiling machines allow one single operator to rewind cable from the factory wound reels stored in reel racks or from reel-carrying hydraulic or mechanical jacks to empty reels, and also to make coils with an additional coiling attachment. Wires and sheated or unsheated cables of up to 100 mm in diameter can be simultaneously measured and rewound according to the requirements of clients or to your own needs. Each machine is built according to the European Norm of Security for Machinery and marked with the CE label.

### Range of use:



- Round or twisted cables from  $\varnothing$  1 to 100 mm.
- Metal wire ropes from  $\varnothing$  1 to 55 mm.

### Standard version:

- Sturdy frame construction.
- Hydraulic lifting and lowering.
- Motorized hydraulic axle and fast grip right axle.
- Gentle start, infinitely adjustable, frequency drive.
- Safety cage with automatic switch-off following CE securities directive.

### Accessories ( see pag. 30-33 for details ):

- Measuring devices M, M/S and MTR type.
- Computer connection for registering data.
- Coiler device RT types, see page 12 for more info.
- Mast swivel 180 degrees for coiler device.
- Automatic cable laying device.
- Hydraulic system for wheels and cutters SH.
- Hydraulic motorized wheels.



Motorized and hydraulic axle



RT8.25/GIR (optional)  
Mast swivel for coiler device

Technical data	TR146	TR166	TR206	TR256
Optional measurers	M, M/S, MTR			
<b>Reels</b>				
Carrying capacity	1500 kg.	2000 kg.	3000 kg.	4000 kg.
$\varnothing$ (min.-max.)	700 - 1400	700 - 1600	700 - 2000	700 - 2500
Width (min.-max.)	450 - 930	450 - 1150	400 - 1150	500 - 1500
<b>Drive</b>				
Power kW. (HP)	2.2 kW (3)	3.0 kW (4)	5.5 kW (7.5)	7.5 kW (10)
R.P.M.	15-80 u/min	15-80 u/min	10-60 u/min	7-50 u/min
Voltage	400 V/50 Hz	400 V/50 Hz	400 V/50 Hz	400 V/50 Hz
Fusing	3 x 20 A + N	3 x 20 A + N	3 x 32 A + N	3 x 32 A + N
Torque	475 Nm	637 Nm	1208 Nm	2204 Nm
<b>Dimensions</b>				
Width mm	1660	2100	2.400	2550
Length (close/opened)	2640/1900	2640/1900	3100/2200	3760/2500
Height (close/opened)	830/885	1150/2200	1885/2100	2200/2425
<b>Weight</b> without measurer	500 kg.	750 kg.	1000 kg.	1250 kg.



## Measure and wind cable in drums - Automatic - type TRG

Automatic machine to fill reels and make coils with flexible or semirigid electrical cable. With a robust, compact and agile design to reduce displacement times, with quick, accurate mechanisms which reduce preparation times, and high coiling speed. All the machine movements are made electrically or hydraulically, without any ef-

### Range of application:

- in the winding material store at distributors and industrial plants.
- winding and measuring out of storing systems
- winding and measuring from reel to reel up to 2.500Ø
- winding and measuring from reel to coil

### Range of use:


- Round or twisted cables from Ø 1 to 100 mm.
- Metal wire ropes from Ø 1 to 55 mm.

### Technical description standard version:

- solidly built tube frame construction blue varnished.
- reel lifting through hydraulic cylinders.
- moveable arms, automatically and manually.
- collapsible coiling device attached to the arm type RG8.25.
- automatic cable laying, type REL35.
- touch panel control centre.
- safety cage with automatic open and close.

### Accessories


- measuring devices M and MTR type
- variable coiling head collapsible R30VAB
- hydraulic cable cutter SH type
- transport wheels



Automatic Moveable arms to pick up the reel



Touch panel control center




Reel drive attached to the arm

Technical data	TRG160	TRG200	TRG250
Drums Ø min. - max. mm	600 - <b>1600 mm.</b>	600 - <b>2000 mm.</b>	600 - <b>2500 mm.</b>
Length mm ( max weight kg. )	450 - 1150 ( <b>2000 kg.</b> )	450 - 1150 ( <b>3000 kg.</b> )	450 - 1500 ( <b>4000 kg.</b> )
Puissance kW ( CV )	3.0 kW. (4)	5.50 kW. (7,5)	7.5 kW. (10)
Speed tr.min ( Par )	15 - 100 ( <b>637 Nm</b> )	10 - 70 ( <b>1208 Nm</b> )	5 - 50 ( <b>2204 Nm</b> )
Coiler Ø interior - exterior	<b>450 - 800 mm.</b>		
Width mm ( max weight kg. )	250 mm adjustable at 200, 150 & 100mm ( <b>150 kg.</b> )		
Power kW ( HP )	1.1 kW (1.5)		
R.P.M. ( Torque )	15-100 ( <b>315 Nm</b> )		
Connection	Two speed frequency converter		
Tension ( V / Hz )	400 V / 50 Hz	400 V / 50 Hz	400 V / 50 Hz
Protection	3 x 20 A + N	3 x 32 A + N	3 x 32 A + N
Dimensions ( L+W+H)			
Protection closed	2500x2650x1500	2500x3200x1600	2700x3650x1700
Protection open	2500x2200x2200	2500x2600x2400	2950x2500x2800
Weight without measurer	1000 kg.	1200 kg.	1600 kg.

## Unwinding machines

### UNWINDING MACHINE - TYPE DVF

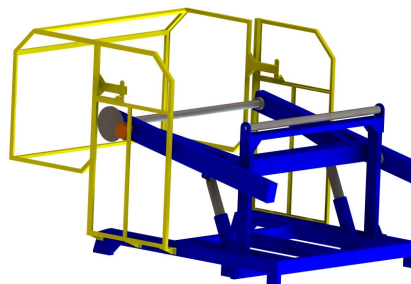
Stationary unit, with double acting hydraulic reel lifting system. With hand pump or hydraulic engine. Available with wheels, motorized and disk brake.




Technical	DVF-3	DVF-6	DVF-10	DVF-25	DVF-50
<b>Reel</b>					
Ø (min-max) mm.	900 - 2500	900 - 3000	800 - 3300	800 - 5000	800 - 5000
Maximum weight	3000 Kg.	6000 Kg.	10000 kg.	25000 kg.	50000 kg.
Wheels	Opt.	Opt.	Opt.	-	-
WidthxLength x Height	1940x1850x1315	1980x2170x1335	2450x2750x1540	Manufactured by request	
<b>Weight</b>	422 Kg.	473 Kg.	517 kg.		

### UNWINDING MACHINE - TYPE DVR

- Solidly built tube frame construction blue varnished.
- Reel lifting through hydraulic cylinders.
- Reel loading through steel axle
- Hydraulic handles for control
- Safety cage.



Technical features	DVR160	DVR200	DVR250
<b>Reel</b>			
Ø (min. - max.)	600 - 1600 mm.	600 - 2000 mm.	600 - 2500 mm.
Maximum weight	2000 kg.	3000 kg.	4000 kg.
<b>Weight</b>	700 kg.	900 kg.	1100 kg.




### UNWINDING & WINDING MACHINE - GANTRY TYPE PDV

- Solidly built tube frame construction blue varnished.
- Reel lifting through hydraulic cylinders.
- Moveable arms
- Electronic buttons for control
- Hydraulic breaks.
- Safety cage
- Cable laying system.

Technical features	DVP-6	DVP-10
Ø (min. - max.)	600 - 2200 mm.	600 - 2800 mm.
Maximum weight	6000 kg.	10000 kg.
<b>Weight</b>	1000 kg.	1300 kg.

**Accessories for machines**



**Collapsible coiling**  
Comprising a front and rear crosspiece with four blades and a hub with four collapsible sectors. Useful to be adapted to our machines for making coils of cable.

**Mast swivel**  
180 degrees with motor-reducer and coiling device RT8.25 that enables you to maneuver effortlessly, in the movement to place it inside the machine to work with coils and rotated back to work with reels.




**Wheels**  
Two wheels mounted at the front of the machine and a lever drive with two wheels on the back. Optionally the wheels can be lifted hydraulically for machines with electro hydraulic pump.

**Motorized wheels**  
Two wheels located in the front of the machine and direction handlebar with one wheel equipped with a motor-reducer of traction in the later part. The controls are located in the direction handlebars.




**Manual cutter**  
Equipped with tilted scissors for cutting the cable, mounted in the measurer lateral at the cable exit position.

**Hydraulic cutter**  
For electrical cables of copper or aluminum up to 100 mm in Ø attached directly to the output of the measuring head. Connected to the hydraulic group of the machine.



**Electronic Cable laying**  
Highly precise and easy to manage electronic mechanism that serves to automatically distribute the cable during coiling or reeling process.

**Cable layer guiding**  
Mechanical mounted on the measuring head, with diameter of cable and height regulation which approaches as near as possible the cable to the reel.




**Guide rollers**  
installed at the entrance of the M40 or M60 measurer and facilitate guiding of the cable. Guide Roller at 90 degrees or 180 degrees. **180**, to guide the cable from the opposite or top side of the reel - rack .

**Automatic protect cage**  
Automatically raises and drops the protection cage of the machine via a hydraulic cylinder and by the logic of a security control. CE



**Digital counters**  
Programmable digital counter with LCD illuminated which is connected to a digital encoder with capacity of up to 99,999, 99 meters.

**Control Software**  
SoftWinding it's a software to install on any PC which enables you to connect to any of our machines and use it for preparing orders, controlling reels and cable stock.






## Engineering

We have a technical team with 40 years of experience in the design of machinery for the manipulation of the cable, people which are in constant development and formed in the latest technologies, able to develop the projects "key in hand" for any application within the sector.



## Renew machines

In our factories we make complete remodelling of used machinery, applying the improvements decided by our clients, replacing all the pieces deteriorated and adapting it to the EC normative mark. Leaving the old machines in perfect state of operation and with the necessary improvements for a perfect winding.



## Service

We have the most qualified personnel with the most modern equipment to repair, explain and calibrate in your dependencies and thus diminish the time of delay for your personal.

Not available in all countries, please contact us to know which are the fastest and nearest service from LOIMEX or our agents.

Free assistance by phone and technical English speaking for giving support on any information you may need.

We also deliver by the fastest agency the exchanged pieces directly from our agents or by LOIMEX central.



## Information de contact

Company leader in the sector of the manipulation of cable for more than 40 years manufacturing machinery and giving best support to our customers. We export more than 35 countries.

### Head office:

### **LOIMEX, S.A.**

Narciso Monturiol, 25  
08339 - VILASSAR DE DALT  
BARCELONA  
SPAIN  
TFN: ( +34 ) **93.750.79.36**  
FAX: ( +34 ) **93.750.77.51**  
EMAIL: **loimex@loimex.com**

Local contact:

